



PROTECTORS & PACKAGING FRAMES



ProductIndex

THREAD PROTECTORS:

Thread protector for Tubing (Composite Type, CENL).....	PAGE 1
Thread protector for Tubing (Plastic Type).....	PAGE 2
Thread protector for Tubing & Casing (Composite Type, CEL).....	PAGE 3
Thread protector for Tubing & Casing - (Composite Type, CENL).....	PAGE 4
Thread protector for Drill Pipe (Composite Type, CE).....	PAGE 5
Thread protector for Drill Pipe (Plastic Type, CE)	PAGE 6
Pressed Steel Thread Protectors	PAGE 7

PACKAGING FRAMES

Packaging frame for Tubing & Casing.....	PAGE 8
Packaging frame for Heavy Drill Pipe	PAGE 9
Packaging frame for Drill Pipe (Standard Size)	PAGE 10
Packaging frame for Drill Pipe (Common)	PAGE 11

PIPE END CAPS & PLUGS

OD Fitting Tubular / Line Pipe End Caps	PAGE 12
ID Fitting Tubular / Line Pipe End Plugs.....	PAGE 14


FLANGE PROTECTORS:

ID / Bore Fitting Large Face Flange Protectors	PAGE 16
Full Face Flange Protectors.....	PAGE 18
ID / Bore Fitting Flange Protectors	PAGE 19
Bolt Hole / Snap On Flange Protectors	PAGE 20

API CHROME TUBING BUMPER RING:

Protection Bumper Ring for High Chrome Tubulars	PAGE 21
---	---------

Thread Protector for Tubing (Composite Type, CENL)



Item	Size & Thread	Item	Size & Thread
1	2 3/8" NU	6	3 1/2" EU
2	2 3/8" EU	7	4 1/2" NU
3	2 7/8" NU		
4	2 7/8" EU		
5	3 1/2" NU		

Thread Protector for Tubing (Plastic Type)



Item	Size & Thread	Item	Size & Thread
1	2 3/8" NU	18	5 1/2" BC
2	2 3/8" EU	19	5 1/2" (Premium Thread Protector)
3	2 3/8" NU (Premium Thread Protector)	20	6 5/8" BC
4	2 7/8" NU	21	6 5/8" (Premium Thread Protector)
5	2 7/8" EU	22	7" STC
6	2 7/8" (Premium Thread Protector)	23	7" LC
7	3 1/2" NU	24	7" BC
8	3 1/2" EU	25	7 5/8" STC
9	3 1/2" (Premium Thread Protector)	26	7 5/8" LC
10	4 1/2" NU	27	7 5/8" BC
11	4 1/2" EU	28	8 5/8" STC
12	4 1/2" STC	29	8 5/8" LC
13	4 1/2" LC	30	8 5/8" BC
14	4 1/2" BC	31	9 5/8" STC
15	4 1/2" (Premium Thread Protector)	32	9 5/8" LC
16	5 1/2" STC	33	9 5/8" BC
17	5 1/2" LC		

Thread Protector for Tubing & Casing (Composite Type, CEL)



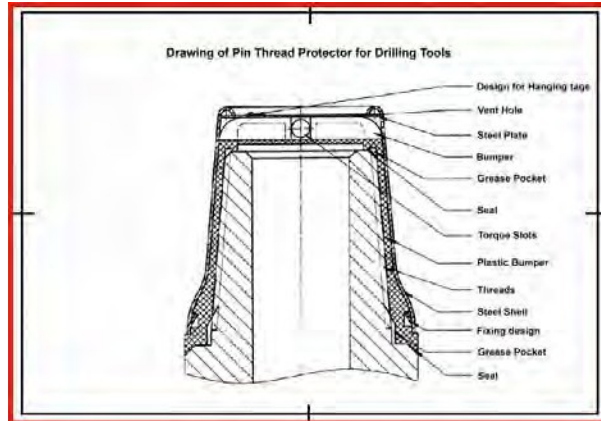
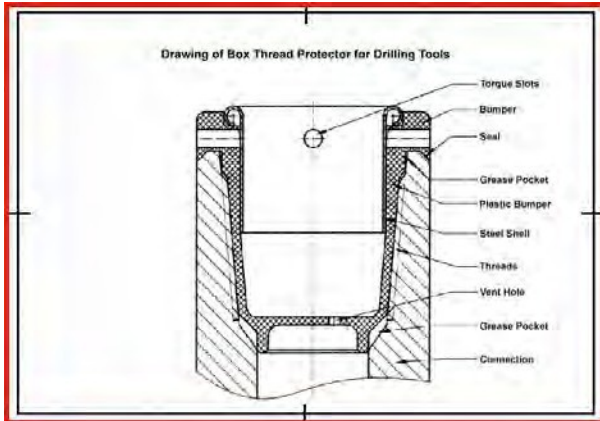
Item	Size & Thread	Item	Size & Thread
1	4" NU	19	8 5/8" LC
2	4" EU	20	8 5/8" BC
3	4" LC	21	8 5/8" (Premium Thread Protector)
4	4 1/2" STC	22	9 5/8" STC
5	4 1/2" LC	23	9 5/8" LC
6	4 1/2" BC	24	9 5/8" BC
7	4 1/2" (Premium Thread Protector)	25	9 5/8" (Premium Thread Protector)
8	5 1/2" STC	26	10 3/4" STC
9	5 1/2" LC	27	10 3/4" BC
10	5 1/2" BC	28	10 3/4" (Premium Thread Protector)
11	5 1/2" (Premium Thread Protector)	29	11 3/4" (Premium Thread Protector)
12	7" STC	30	12 7/8" (Premium Thread Protector)
13	7" LC	31	13 3/8" STC
14	7" BC	32	13 3/8" BC
15	7" (Premium Thread Protector)	33	13 3/8" (Premium Thread Protector)
16	7 5/8" (Premium Thread Protector)	34	13 5/8" BC
17	8 1/8" (Premium Thread Protector)	35	16" BC
18	8 5/8" STC		

Thread Protector for Tubing & Casing (Composite Type, CENL)



Item	Size & Thread	Item	Size & Thread
1	2 3/8" NU	20	6 5/8" STC
2	2 3/8" EU	21	6 5/8" LC
3	2 3/8" (Premium Thread Protector)	22	6 5/8" BC
4	2 7/8" NU	23	6 5/8" (Premium Thread Protector)
5	2 7/8" EU	24	7" STC
6	2 7/8" (Premium Thread Protector)	25	7" LC
7	3 1/2" NU	26	7" BC
8	3 1/2" EU	27	7" (Premium Thread Protector)
9	4 1/2" STC	28	7 5/8" STC
10	4 1/2" LC	29	7 5/8" LC
11	4 1/2" BC	30	7 5/8" BC
12	4 1/2" (Premium Thread Protector)	31	7 5/8" (Premium Thread Protector)
13	5" LC	32	9 5/8" (Premium Thread Protector)
14	5" STC	33	9 7/8" (Premium Thread Protector)
15	5" BC	34	13 3/8" (Premium Thread Protector)
16	5" (Premium Thread Protector)	35	13 5/8" (Premium Thread Protector)
17	5 1/2" STC	36	13 3/4" STC
18	5 1/2" LC	37	13 3/4" BC
19	5 1/2" (Premium Thread Protector)	38	20" BC

Thread Protector for Drill Pipe (Composite Type, CE)



Item	Size & Thread	Item	Size & Thread
1	NC26	12	NC61
2	NC31	13	NC70
3	NC35	14	2 7/8" REG
4	NC38	15	3 1/2" REG
5	NC38 DSTJ	16	4 1/2" REG
6	NC40	17	6 5/8" REG
7	NC44	18	7 5/8" REG
8	NC46	19	8 5/8" REG
9	NC50	20	5 1/2" FH
10	NC50 DSTJ	21	5 1/2" FH DSTJ
11	NC56	22	6 5/8" FH

Thread Protector for Drill Pipe (Plastic Type, CE)



Item	Size & Thread	Item	Size & Thread
1	NC23	14	NC70
2	NC26	15	2 3/8" REG
3	NC31	16	2 7/8" REG
4	NC35	17	3 1/2" REG
5	NC38	18	4 1/2" REG
6	NC38 DSTJ	19	6 5/8" REG
7	NC40	20	7 5/8" REG
8	NC44	21	8 5/8" REG
9	NC46	22	6 5/8" IF
10	NC50	23	5 1/2" FH
11	NC50 DSTJ	24	5 1/2" FH DSTJ
12	NC56	25	6 5/8" FH
13	NC61		

Pressed Steel Thread Protectors



Diyak Ltd Pressed Steel Thread Protectors are designed & manufactured to protect the API Drill pipes, Drill Collars connections and tubing made as per API 5D, 7 & 5CT respectively.

Features:

- Maximum Protection for tool joint threads and seals.
- Maximum Protection from Corrosion.
- Impact Protection during handling & transportation.

Diyak Ltds pressed Steel Protectors are made from 3mm thick E.D.D. QUALITY Steel sheets and machined with precision using CNC machines. The protectors then undergo Manganese Phosphating & Dehydrating to make them rust free.

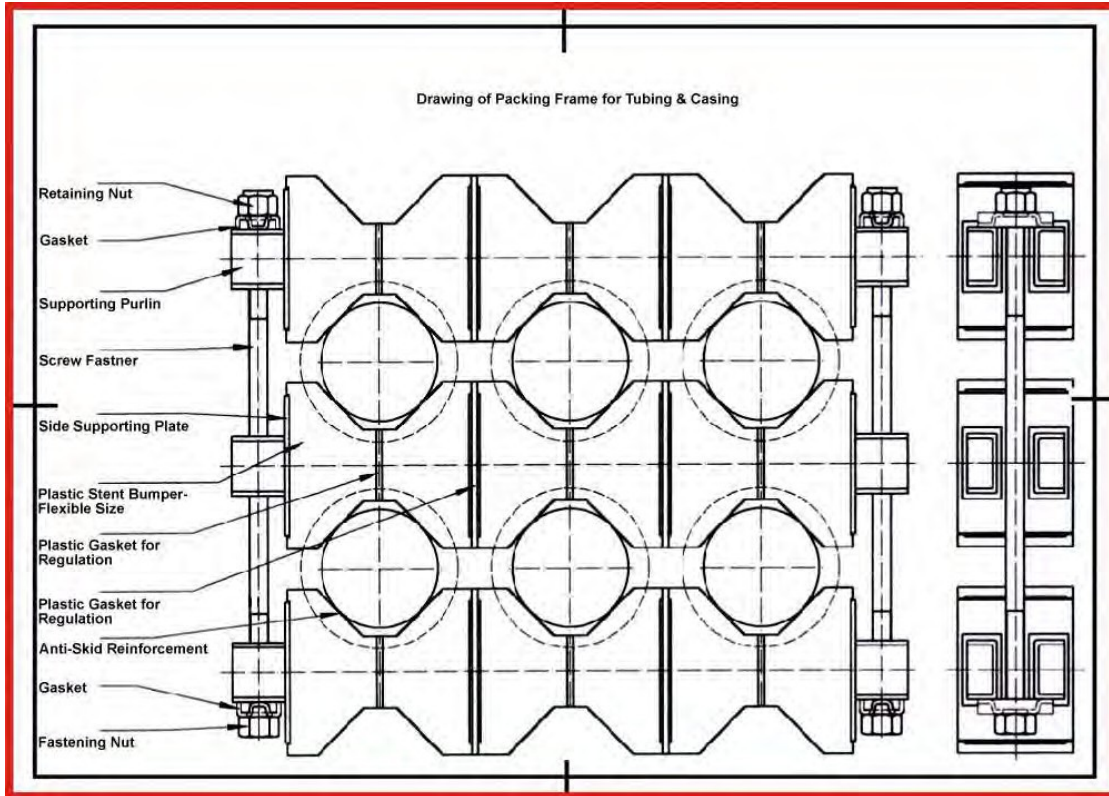
Manganese Phosphating- A hot Phosphating process that reduces galling, improves adhesion of thread compound & prevents steel to steel contact which helps protect functional properties of thread ends.

Hot Phosphating is just one more reason why Revata Engineering's pressed Steel Thread Protectors are more preferred by the customers.

The Standard Threads and Sizes available are:

Size & Thread	Size & Thread	Size & Thread	Size & Thread
2 ^{3/8} " EUE	6 ^{5/8} " REG	4 ^{1/2} " XH	NC 35
2 ^{7/8} " EUE	2 ^{3/8} " IF	4 ^{1/2} " FH	NC 38
3 ^{1/2} " EUE	2 ^{7/8} " IF	2 ^{7/8} " HTPAC	NC 40
4 ^{1/2} " EUE	3 ^{1/2} " IF	3 ^{1/2} " FH	NC 44
2 ^{3/8} " REG	4 " IF	4" FH	NC 46
2 ^{7/8} " REG	4 ^{1/2} " IF	5 ^{1/2} " FH	NC 50
3 ^{1/2} " REG	5 ^{1/2} " IF	6 ^{5/8} " FH	NC 56
4 ^{1/2} " REG	2 ^{7/8} " PAC	NC 23	NC 61
5 ^{1/2} " REG	2 ^{7/8} " PAC DS	NC 26	NC 70
6 ^{5/8} " REG	5 ^{1/2} " FH DSTJ	NC 31	NC 77

Packaging Frame for Tubing & Casing



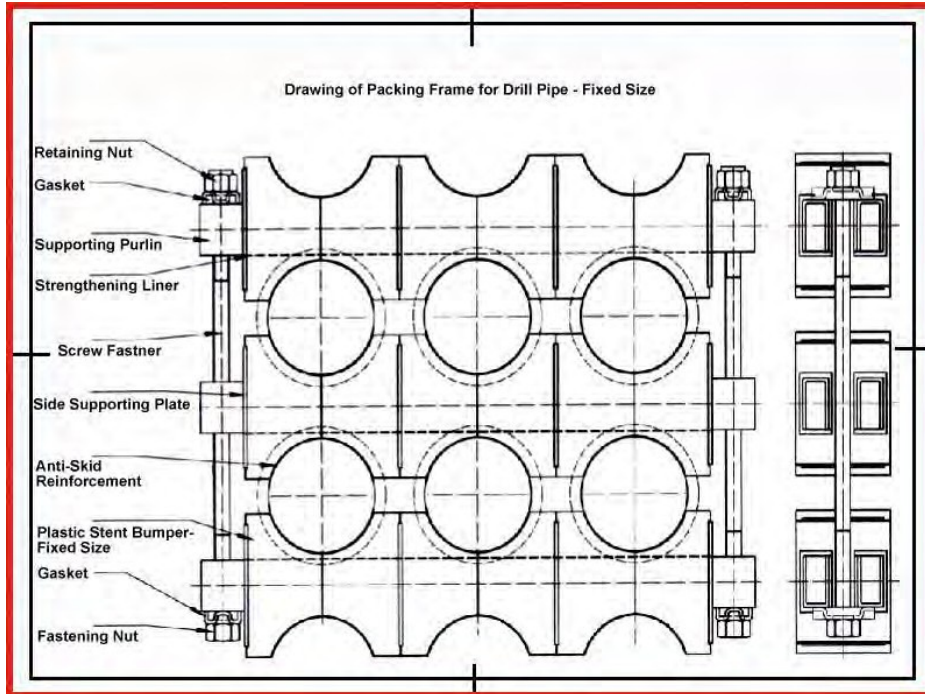
Item	Size	Item	Size
1	2 3/8"	6	5"
2	2 7/8"	7	5 1/2"
3	3 1/2"	8	6 5/8"
4	4"	9	7"
5	4 1/2"		

Packaging Frame for Heavy Drill Pipe




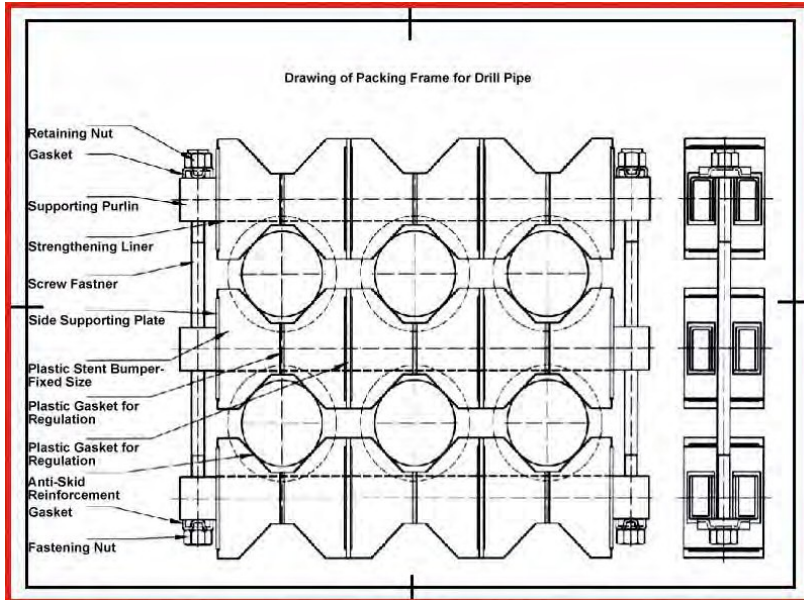
Item	Size	Item	Size
1	ZH-JZ66 – 6 5/8 FH-I	5	ZH-JZ35 – NC38-I
2	ZH-JZ55 – 6 5/8 FH-I	6	ZH-JZ29 – NC31-I
3	ZH-JZ50 – NC50-I	7	ZH-JZ50 – NC50-II
4	ZH-JZ45 – NC46-I	8	ZH-JZ45 – NC46-II

Packaging Frame for Drill Pipe (Standard Size)



Item	Size & Thread	Item	Size & Thread
1	2 3/8" (NC26)	5	4 1/2" (NC46)
2	2 7/8" (NC31)	6	5" (NC50)
3	3 1/2" (NC38)	7	5 1/2" (5 1/2"FH)
4	4" (NC40)		

Packaging Frame for Drill Pipe (Common)



Item	Size & Thread	Item	Size & Thread
1	2 3/8"	5	4 1/2"
2	2 7/8"	6	5"
3	3 1/2"	7	5 1/2"
4	4"		

Tubular / Line Pipe End Caps

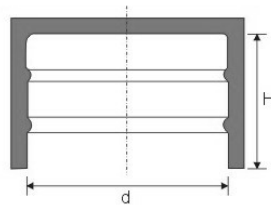


Diyak Ltd manufactures a wide range of Pipe End Caps for Tubulars / Pipes used in various industries. These are manufactured in LDPE, LLDPE, PP, PE and also in various Metals based on customer requirements.

They are also used for many other applications such as covering open tubing holes in various equipment during transportation or storage to avoid foreign objects entering the equipment and causing it to malfunction or get damaged.

WE MANUFACTURE PIPE END CAPS FROM SIZES STARTING FROM A FEW
MILIMETERS RIGHT UPTO 72" (SEVENTY TWO INCHES).

- ✦ End Caps allows your manufactured products to arrive at their destination in the same condition that they left in.
- ✦ End Caps will save you the cost and time that will come from rejects and it is a way to have inexpensive insurance for your manufactured products.
- ✦ End Protection Caps are to protect and cover the ends of pipe from being damage in storage, shipping, transit, and before installation.
- ✦ It keeps the inside pipe clean from dirt, debris, and animals.
- ✦ The special grade of UV stabilized End Caps perform extremely well in extremely hot and dry temperatures in areas such as Middle East.
- ✦ Special caps for odd sized pipe, extra-large, square, and rectangular end pipe is also available.
- ✦ Desiccant bags can be supplied along with the End Caps. Desiccant bags are placed inside the Pipes to absorb moisture and reduce humidity.

Tubular / Line Pipe End Caps & Protectors - SIZES


DN Size	Nominal Pipe Size (NPS) (Inches)	Actual Inner Dia. d (mm)	Cap Height h (mm)
DN 6	1/8	10.3	13
DN 8	1/4	13.7	17
DN 10	3/8	17.1	18
DN 15	1/2	21.3	18
DN 20	3/4	26.7	19
DN 25	1	33.4	28
DN 32	1 1/4	42.2	23
DN 40	1 1/2	48.3	33
DN 50	2	60.30	33
DN 65	2 1/2	73.00	28
DN 80	3	88.90	38
DN 90	3 1/2	101.60	28
DN 100	4	114.30	38
DN 125	5	141.30	50
DN 150	6	168.30	50
DN 200	8	219.10	50
DN 250	10	273.00	50
DN 300	12	323.90	50
DN 350	14	355.60	50
DN 400	16	406.40	55
DN 450	18	457.20	55
DN 500	20	508.00	55
DN 550	22	558.80	55
DN 600	24	609.60	58
DN 650	26	660.40	65
DN 700	28	711.20	66
DN 750	30	762.00	75
DN 800	32	812.80	80
DN 850	34	863.60	85
DN 900	36	914.40	85
DN 1000	40	1016.00	100
DN 1050	42	1066.80	120
DN 1100	44	1117.60	130
DN 1150	46	1168.40	140
DN 1200	48	1219.20	150
DN 1400	56	1422.40	150
DN 1500	60	1524.00	150

Special sizes can be made to order.

ID Fitting Pipe End Plugs




- ✦ Diyak Ltd ID fitting Pipe Plugs are suitable for a wide range of Line Pipes with varying wall thicknesses.
- ✦ The flexible fins ensure a snug fit onto the pipe ID and prevent fall outs.
- ✦ The ID fitting Pipe Plugs do not require lifting the pipes as compared to the Outside diameter fitting pipe end caps. This saves valuable labour cost involved in lifting each pipe to fit the end caps.
- ✦ With the rigid LDPE material used for production of this type of flanges, it is resistant to most Acids, Alkaline and other chemicals thus making it an ideal protection choice in harsh environment and usage conditions.
- ✦ The Pipe Plugs are UV stabilized for long lasting usage during exposure to extreme sunny conditions during outdoor storage.

The ID fitting Pipe Plugs are available in the following sizes:

LDPE Material Specification

PROPERTY	TEST METHOD	UNIT	TYPICAL VALUE
Density (23 °C)	ASTM D1505	g/cc	.926
Tensile Yield Strength	ASTM D635	Mpa	11.5
Elongation at break	ASTM D638	%	600
Flexural Modules	ASTM D790	Mpa	250
Softening Point	ASTM D1525	°C	97


Dimensions - ID Fitting Pipe Plug



D (mm)	Nominal Dia.	(H)
6		12
8		12
10		14
12		14
12.7		16
13.7	1/4"	16
15		16
16		18
17.1	3/8"	18
18		18
19		18
20		18
21.3	1/2"	20
22		20
25.4		22
26.7	3/4"	22
28		22
30		25
31.8		25
33.4	1"	25
34		25
38.1		28
40		28
42.2	1 1/4"	28
45		28
48.3	1 1/2"	30
50		30
50.8		30
52		30
53		30
54		30
57		32
60.3	2"	32
62		32
63.5		32
70		35
73	2 1/2"	35
76.3		35
85		38
88.9	3"	38
101.6		38
104		38
108		38
114.3		38
121		38
127		38
129		38
133		38
139.7		40

D (mm)	Nominal Dia.	(H)
141.3	5"	40
152		40
154		40
159		40
165		40
168.3	6"	40
177		40
180		40
184		40
190		40
194		40
199		40
205		40
216		40
219.1	8"	40
225		40
232		45
245		45
250		45
255		45
267		55
273	10"	55
285		55
305		55
315		60
318		60
323.9	12"	60
325		60
345		65
355.6	14"	65
365		65
377		65
395		65
406.4	16"	65
426		70
457.2	18"	70
480		75
508	20"	75
530		75
558.8	22"	80
609.6	24"	80
630		80
660.4	26"	90
711.2	28"	100
762	30"	110
812.8	32"	120
914.4	36"	130
1016	40"	150

ID / BORE Fitting Large Face Flange Protectors



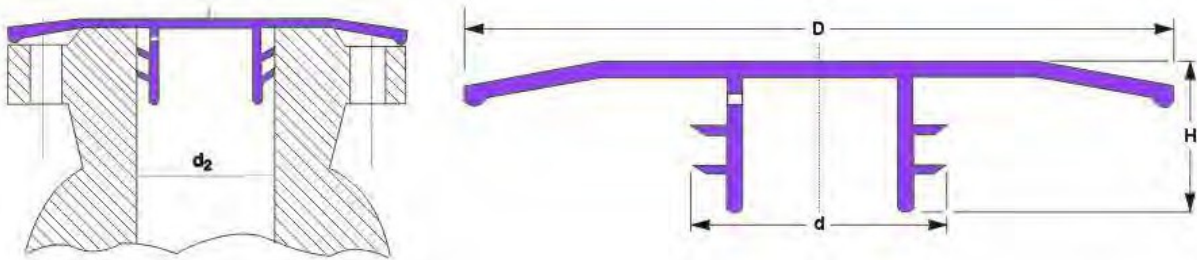
- ✦ Diyak Ltd ID / Bore Push-Fit Large Face Flange protectors offer the ultimate protection when it comes to flange face protection.
- ✦ The flexible fins ensure a snug fit into the bore every time.
- ✦ These flange protectors do not require any fasteners and have a single point installation thus providing the shortest installation time.
- ✦ With the rigid LDPE material used for production of this type of flanges, it is resistant to most Acids, Alkaline and other chemicals thus making it an ideal protection choice in harsh environment and usage conditions.
- ✦ The flange covers are UV stabilized for long lasting usage during exposure to extreme sunny conditions during outdoor storage.

The ID / BORE Large Face Flange Protectors are available in the following sizes:

LDPE Material Specification

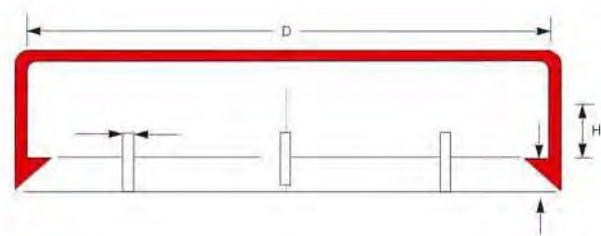
PROPERTY	TEST METHOD	UNIT	TYPICAL VALUE
Density (23 °C)	ASTM D1505	g/cc	.926
Tensile Yield Strength	ASTM D635	Mpa	11.5
Elongation at break	ASTM D638	%	600
Flexural Modules	ASTM D790	Mpa	250
Softening Point	ASTM D1525	°C	97

Dimensions - ID / BORE Fitting Large Face Flange Protectors



Dimensions Nom	$\longleftrightarrow d_2 \longleftrightarrow$		DIN 2627 26 38 / BS 4504 ANSI B 16.5 / BS 1560
	min.	max.	
DN10 3/8"	9.0	13.6	PN 10-16 PN 25-40 PN 64 PN 100 PN 160 PN 250 PN 300 PN 400 Cl. 150-300 Cl. 400 Cl. 600 Cl. 900 Cl. 1500 Cl. 2500 i. Flange - $d_2/d_2 = \text{nom. bore}$
DN15 1/2"	13.2	17.3	
DN20 3/4"	19.5	22.3	
DN25 1."	24.0	28.5	
DN32 1.1/4"	30.0	37.2	
DN40 1.1/2"	37.8	43.1	
DN50 2."	48.0	54.5	
DN65 2.1/2"	63.5	70.3	
DN80 3."	76.0	82.5	
DN100 4."	97.0	107.1	
DN125 5."	118.0	131.7	
DN150 6."	148.0	159.3	
DN200 8."	184.0	208.0	
DN250 10."	238.0	260.4	
DN300 12."	285.0	315.0	
DN350 14."	332.0	368.0	
DN400 16."	380.0	421.0	
DN450 18."	427.0	473.0	
DN500 20."	475.0	526.0	

Full Face Flange Protectors

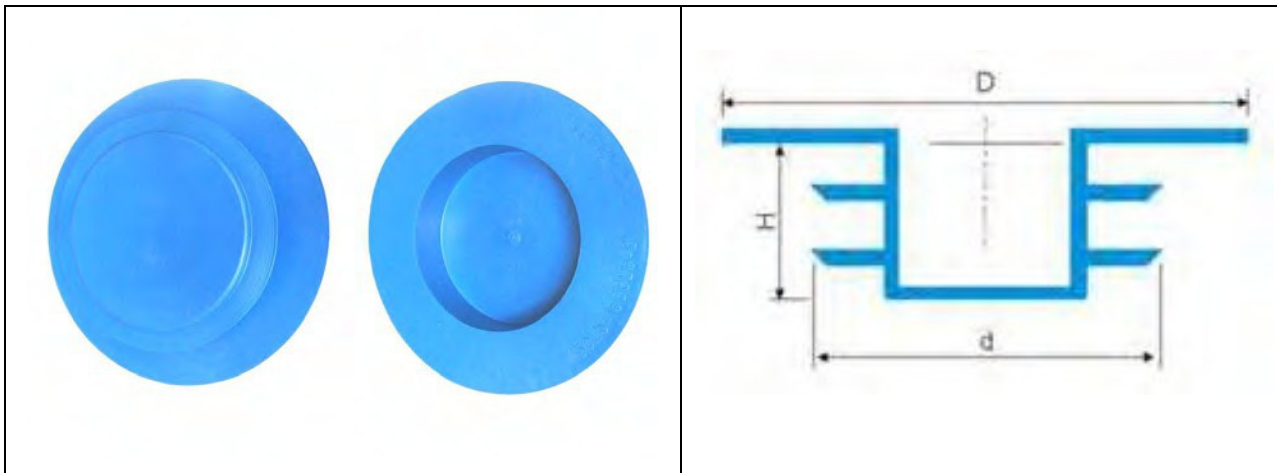


- ✦ Diyak Ltd Push-Fit Full Face Flange protectors offer the ultimate protection when it comes to Flanges.
- ✦ The unique design allows protection of the sides too which remain unprotected in most of the flange cover designs.
- ✦ With the rigid LDPE material used for production of this type of flanges, it is resistant to most Acids, Alkaline and other chemicals thus making it an ideal protection choice in harsh environment and usage conditions.
- ✦ The flange covers are UV stabilized for long lasting usage during exposure to extreme sunny conditions during outdoor storage.

The Full Face Flange Protectors / Flange Covers are available in the following sizes:

DN	Flange Size (In Inches)	Pressure Rating
DN 40	1.5	#150, #300, #600
DN 50	2	#150, #300, #600
DN 80	3	#150, #300, #600
DN 100	4	#150, #300, #600
DN 125	5	#150, #300, #600
DN 150	6	#150, #300, #600
DN 200	8	#150, #300, #600
DN 250	10	#150, #300, #600
DN 300	12	#150, #300, #600
DN 350	14	#150, #300, #600

Bore Fitting Flange Protectors



- ✦ The Bore Fitting Flange Protectors offer the best Bore protection ensuring that the flange bore area is not damaged. They also offer flexibility of one size fitting all pressure ratings of the flanges thus avoiding expensive inventory and storage costs.

The Bore Fitting Flange Protectors are available in the following sizes:

Size	D	Max d	Min d	Height mm
1/2"	45	17	10	17
3/4"	57	22	14	19
1"	68	27	14	22
1 1/4"	78	35	24	24
1 1/2"	87	44	30	24
2"	102	55	40	26
2 1/2"	116	69	44	27
3"	132	83	53	29
4"	157	104	72	30
5"	187	133	106	31
6"	215	159	130	33
8"	275	210	179	35
10"	326	257	217	35
12"	385	308	268	57
14"	418	357	319	62
16"	470	412	372	73
18"	530	460	420	84
20"	580	510	465	65
24"	661	608	525	82

Bolt Hole Snap-On Flange Protectors



- ✦ The Bolt Hole / Snap-On Flange Protectors are the most standard and commonly used flange protectors in the industry.
- ✦ They are light weight, easy to ship and provide maximum space savings compared to any other type of flange protector.
- ✦ Being specific to the size and pressure rating of the flange, they offer a perfect fit protecting all critical areas of the flange.

The Bolt Hole / Snap-On Flange Protectors are available in the following sizes:

DN	Flange Size (In Inches)	Pressure Rating
DN 15	1/2	125lb, 150lb, 300lb, 600lb, 900lb
DN 20	3/4	125lb, 150lb, 300lb, 600lb, 900lb
DN 25	1	125lb, 150lb, 300lb, 600lb, 900lb
DN 40	1.5	125lb, 150lb, 300lb, 600lb, 900lb
DN 50	2	125lb, 150lb, 300lb, 600lb, 900lb
DN 65	2.5	125lb, 150lb, 300lb, 600lb, 900lb
DN 80	3	125lb, 150lb, 300lb, 600lb, 900lb
DN 100	4	125lb, 150lb, 300lb, 600lb, 900lb
DN 125	5	125lb, 150lb, 300lb, 600lb
DN 150	6	125lb, 150lb, 300lb, 600lb
DN 200	8	125lb, 150lb, 300lb, 600lb
DN 250	10	125lb, 150lb, 300lb, 600lb
DN 300	12	125lb, 150lb, 300lb, 600lb
DN 350	14	125lb

Bumper Protection Rings for High Chrome Casing / Tubings



Diyak Ltd manufactures reliable high impact resistant bumper rings / spacer rings for Drill-Pipes, Tubings and Casings. The Bumper Rings can be supplied in either UV stabilized LDPE or PP materials.

The Tubular Protection Bumper Rings are used:

- ✦ To prevent contact between two pipes during Transportation, Handling and Storing operations.
- ✦ To prevent corrosion and damage caused by the pipe surface coming into contact during Handling, Storage or Transportation.

Diyak Ltd has developed a special blend of compound that maintains their strength and rigidity even under heavy handling and storage conditions. The easy to install and safe to use Bumper Rings are a cost effective means of preventing any pipe to pipe contact thus eliminating damage or corrosion.

Our R&D team constantly gathers end-user feedbacks and conducts various tests to improve the designs as well as to ensure that the products are manufactured as per high quality and performance standards.